

FRAXION®4 INTERNATIONAL


DEEP REGRESS

FIXED

Versatile, high-performance, and retrofittable downlights, in a precise, 4-inch profile, the most diminutive in the industry.

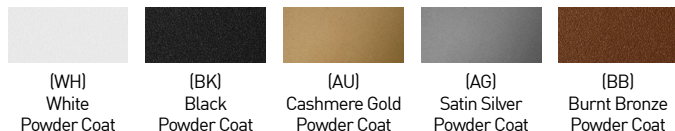
PROJECT NAME:

TYPE:



ORDERING INFORMATION - DOWNLIGHT FITTING

SHAPE	TRIM	RATING	FLANGE FINISH	BAFFLE FINISH	LUMEN PACKAGE	CCT	OPTIC	INSTALL TYPE	CEILING THICKNESS	DRIVER	EFFECTS DEVICE
								EX	1		
F4R Round	FFD Standard Flange MFD Microflange TFD Trimless	1 IP20 Dry/Damp 2 IP64 Wet* *(Requires provided suction cup to service or aim & focus)	WH White BK Black PR Primer AU Cashmere Gold AG Satin Silver BB Burnt Bronze 00 Trimless* *(Required for trimless) CF Custom Finish* *(Consult Factory)	WH White BK Black PR Primer AU Cashmere Gold AG Satin Silver BB Burnt Bronze CF Custom Finish* *(Consult Factory)	LOW FLUX STATIC WHITE 80C12A 80+ CRI, Delivered Lumens - 705 80C16A 80+ CRI, Delivered Lumens - 970 80C23A 80+ CRI, Delivered Lumens - 1335 90C10A 90+ CRI, Delivered Lumens - 605 90C14A 90+ CRI, Delivered Lumens - 829 90C19A 90+ CRI, Delivered Lumens - 1136 97C10A 97+ CRI, Delivered Lumens - 539 97C12A 97+ CRI, Delivered Lumens - 738 97C17A 97+ CRI, Delivered Lumens - 1020	22 2200K* *(Only available with 90+ CRI) 27 2700K 30 3000K 35 3500K 40 4000K	10 10°* *(Only available with 80C12A, 80C16A and 97C10A. Not available with 2200K) 15 15° 22 22° 40 40° 60 60° 85 85°* *(Requires -14WDL effects device)	EX Export	1 7mm-32mm	UNIVERSAL (120-277V) AN3 eldoLED, ECOdrive 1.0% 0-10V, LOG LN1 eldoLED, ECOdrive 1.0% 0-10V, LIN EA1 eldoLED, SOL0drive 0.1% 0-10V, LOG LA1 eldoLED, SOL0drive 0.1% 0-10V, LIN ED1 eldoLED, SOL0drive 0.1% DALI, LOG LD1 eldoLED, SOL0drive 0.1% DALI, LIN EX1 eldoLED, POWERdrive 0.1% DMX, LOG	STANDARD EFFECTS DEVICE 04 Soft Focus Lens NL No Lens* *(Standard with 10° optic. Not available for IP64 Wet Location, or Warm Dim) ALTERNATE EFFECTS DEVICE 02 Honeycomb Louver w/ Diffusion Film* *(Not available for IP64 Wet locations, or Warm Dim) 03 Clear Glass Lens* *(Not available for Warm Dim) 05 Frosted Glass Lens 08 Frosted Soft Focus Lens 14 Wide Distribution Lens* *(Required and only available for 85° beam spread) 26 Frosted Linear Spread Lens
F4S Square	FFD Standard Flange MFD Microflange TFD Trimless				HIGH FLUX STATIC WHITE 80C30B 80+ CRI, Delivered Lumens - 1835 90C26B 90+ CRI, Delivered Lumens - 1411 97C23B 97+ CRI, Delivered Lumens - 1218	27 2700K 30 3000K 35 3500K* *(Not available for 97+ CRI) 40 4000K	28 28° 40 40° 60 60° 85 85°* *(Requires -14WDL effects device)				
					WARM DIM 90W11A 90+ CRI, Delivered Lumens - 719 Incandescent Profile 90W13A 90+ CRI, Delivered Lumens - 757 Halogen Profile *SEE PAGE 3 FOR DETAILED WARM DIM PROFILE COMPARISON.	WL 2700K - 1800K WD 3200K - 1800K	15 15° 22 22° 40 40° 60 60° 85 85°* *(Requires -14WDL effects device)				
					TUNABLE WHITE 90T10A 90+ CRI, Delivered Lumens - 638 90T14A 90+ CRI, Delivered Lumens - 898 *ALL DELIVERED LUMEN OUTPUTS REFLECT 3000K PAIRED WITH 40° OPTIC AND SOFT FOCUS LENS.	TW 5000K - 2700K	22 22° 40 40° 60 60° 85 85°* *(Requires -14WDL effects device)			TUNABLE WHITE POWER SUPPLIES (120-277V) DD1 eldoLED, DUALdrive 0.1% DALI, LOG	



PART NUMBER NOTES

- Fitting ships as e.g., F4RFFD1-WHWH-90C10A2-3E2-AN3
- Driver ships with fitting

FRAXION4 INTERNATIONAL DEEP REGRESS FIXED

ACCESSORIES

ALTERNATE EFFECTS DEVICES

IP20 Dry / Damp location only.

IP64 Wet location requires alternate baffle.

- ☐ **HCL-F4R-2** Honeycomb Louver w/ Diffusion Film*
*(Not available for Warm Dim or IP64 Wet locations)
- ☐ **CGL-F4R-2** Clear Glass Lens*
*(Not available for Warm Dim)
- ☐ **FGL-F4R-2** Frosted Glass Lens
- ☐ **SFL-F4R-2** Soft Focus Lens
- ☐ **FSFL-F4R-2** Frosted Soft Focus Lens
- ☐ **WDL-F4R-2** Wide Distribution Lens*
*(Required and only available for 85° beam spread)
- ☐ **FLSL-F4R-2** Frosted Linear Spread Lens

REPLACEMENT BAFFLE ASSEMBLY (INCLUDES EFFECTS DEVICE)

ASSEMBLY	SHAPE	FITTING	RATING	FLANGE FINISH	EFFECTS DEVICE
RBA				1	
REPLACEMENT BAFFLE ASSEMBLY	F4R Round	FFD Standard Flange MFD Microflange TFD Trimless	1 IP20 Dry/Damp 2 IP64 Wet* *(Requires provided suction cup to service or aim & focus)	WH White BK Black PR Primer AU Cashmere Gold AG Satin Silver BB Burnt Bronze CF Custom Finish* *(Consult Factory)	Leave blank for standard Soft Focus Lens HCL Honeycomb Louver w/ Diffusion Film* *(Not available for Warm Dim or IP64 Wet locations) CGL Clear Glass Lens* *(Not available for Warm Dim) FGL Frosted Glass Lens FSFL Frosted Soft Focus Lens WDL Wide Distribution Lens* *(Required and only available for 85° beam spread) FLSL Frosted Linear Spread Lens
	F4S Square	FFD Standard Flange Transitional Baffle MFD Microflange Transitional Baffle TFD Trimless Transitional Baffle			

LOW FLUX AND WARM DIM REPLACEMENT OPTICS

Interchangeable optics accessible through fixture aperture.

- ☐ **RO-50-15-2** 15° optic
- ☐ **RO-50-22-2** 22° optic
- ☐ **RO-50-40-2** 40° optic
- ☐ **RO-50-60-2** 60° optic

HIGH FLUX AND TUNABLE WHITE REPLACEMENT OPTICS

Interchangeable optics accessible through fixture aperture.

- ☐ **RO-50-22-3** 22° optic*
*(Not available for High Flux)
- ☐ **RO-50-28-3** 28° optic*
*(Not available for Tunable White)
- ☐ **RO-50-40-3** 40° optic
- ☐ **RO-50-60-3** 60° optic

REPLACEMENT SUCTION TOOL

One included with every six fixtures designated IP64 Wet location.

- ☐ **F4-TOOL-SUCTION** Allows for removal of baffle with IP64 Wet location

FRAXION4 INTERNATIONAL DEEP REGRESS FIXED

PERFORMANCE - 3000K

LUMEN PACKAGE	WATTAGE	10° OPTIC NO SOFT FOCUS LENS		15° OPTIC SOFT FOCUS LENS		22° or 28° OPTIC SOFT FOCUS LENS		40° OPTIC SOFT FOCUS LENS		60° OPTIC SOFT FOCUS LENS		85° OPTIC WIDE DISTRIBUTION LENS	
		DELIVERED	LPW	DELIVERED	LPW	DELIVERED	LPW	DELIVERED	LPW	DELIVERED	LPW	DELIVERED	LPW
80C12A	10	698	48 (14W)	727	72	557	55	705	70	684	68	534	53
80C16A	14	-	-	992	70	766	54	970	69	942	67	735	52
80C23A	21	-	-	1369	65	1055	50	1335	63	1296	61	1011	48
80C30B	30	-	-	-	-	1450	48	1835	61	1783	59	1391	46
90C10A	10	592	41 (14W)	601	60	478	47	605	60	588	58	458	45
90C14A	14	-	-	820	58	655	46	829	59	805	57	628	44
90C19A	21	-	-	1131	53	897	42	1136	54	1103	52	860	41
90C26B	30	-	-	-	-	1115	37	1411	47	1370	46	1069	36
97C10A	10	546	38 (14W)	548	54	426	42	539	53	523	52	408	40
97C12A	14	-	-	748	53	583	41	738	52	716	51	559	39
97C17A	21	-	-	1031	49	806	38	1020	48	990	47	773	36
97C23B	30	-	-	-	-	962	32	1218	41	1182	39	922	31
90W11A	14	-	-	712	51	579	41	719	51	720	51	561	40
90W13A	14	-	-	750	53	609	43	757	54	758	54	591	42
90T10B	14	-	-	-	-	516	32	639	40	649	41	506	32
90T14B	22	-	-	-	-	720	30	898	37	913	38	712	30

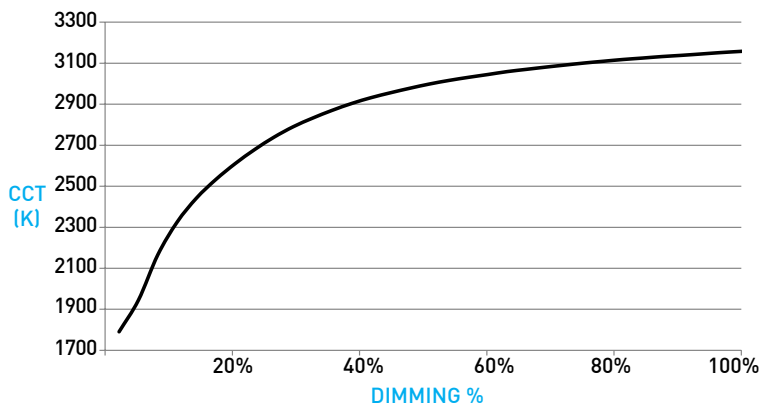
OUTPUT MULTIPLIER	
CCT	CCT SCALE
2200K	0.800
2700K	0.957
3000K	1.000
3500K	1.019
4000K	1.030

LIGHT LOSS FACTOR MULTIPLIER	
NO LENS	
CGL	1.05
SFL	1.00
FGL	0.90
FSFL	0.87
FLSL	0.83
WDL	0.78

WARM DIM PERFORMANCE

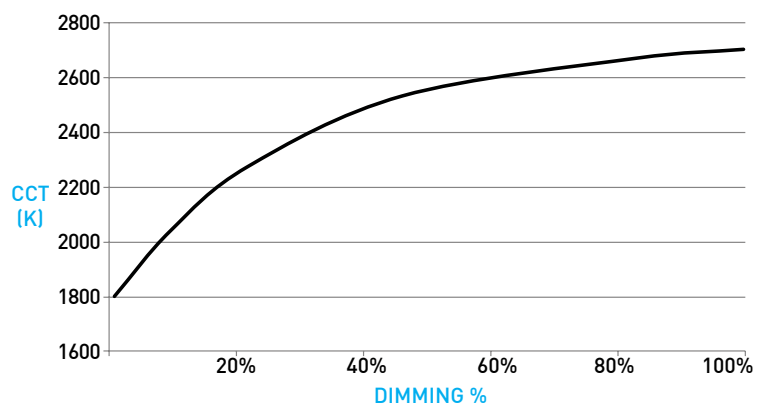
WARM DIM TO MIRROR HALOGEN DIMMING PROFILE

90W13A 3200K - 1800K	Full on 100%	Dimmed to 80%	Dimmed to 70%	Dimmed to 50%	Dimmed to 20%	Dimmed to 10%	Dimmed to 2%
CCT (K)	3200	3150	3100	3000	2700	2200	1800
Light Output (Lm)	757	605	530	378	151	76	15
Power (W)	14	11	10	7	3	1.5	0.3
Efficacy (LPW)	54	54	54	54	54	54	54



WARM DIM TO MIRROR INCANDESCENT DIMMING PROFILE

90W11A 2700K - 1800K	Full on 100%	Dimmed to 80%	Dimmed to 70%	Dimmed to 50%	Dimmed to 20%	Dimmed to 10%	Dimmed to 2%
CCT (K)	2700	2650	2620	2520	2180	1950	1800
Light Output (Lm)	719	575	503	359	143	72	14
Power (W)	14	11	10	7	3	1.5	0.5
Efficacy (LPW)	51	51	51	51	51	51	51



FRAXION4 INTERNATIONAL DEEP REGRESS FIXED

DOWNLIGHT FITTING

A BAFFLE

ROUND

Die-cast deep baffle features 60° glare cutoff. Minimizes aperture glare and conceals view into housing; includes silicone gasket.

TRANSITIONAL

Die-cast deep baffle transitions from square aperture at ceiling plane to round aperture at light source and features 60° glare cutoff. Minimizes aperture glare and conceals view into housing; includes silicone gasket.

B RETENTION

Integrated metal arm clamps located within fixture body allow discreet flange design, while accommodating varying ceiling thicknesses from 7mm to 64mm. Snap-on spacer clips (3X) supplied for ceiling thickness below 13mm only.

C1 STANDARD FLANGE PROFILE

Provides 22mm total contractor (goof) allowance with 13mm flange. Thickness measures 1.5mm. P64 Wet location features integral silicone gasket.

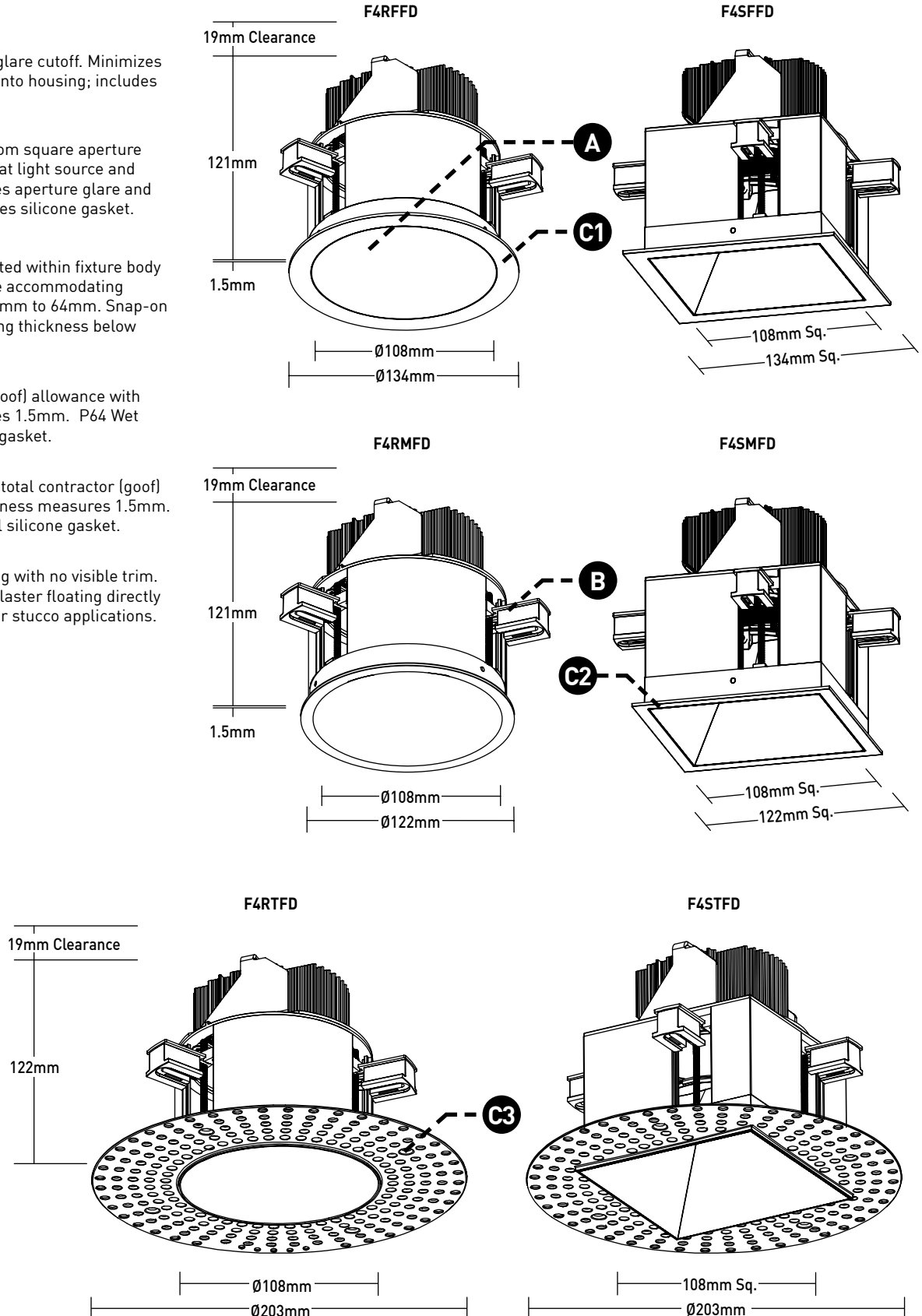
C2 MICROFLANGE PROFILE

Provides industry standard 11mm total contractor (goof) allowance with 7mm flange. Thickness measures 1.5mm. IP64 Wet location features integral silicone gasket.

C3 TRIMLESS PROFILE

Installs totally flush with the ceiling with no visible trim. Features integrated appliqué for plaster floating directly to the baffle. Not recommended for stucco applications.

DIMENSIONS / DRAWINGS



FRAXION4 INTERNATIONAL DEEP REGRESS FIXED

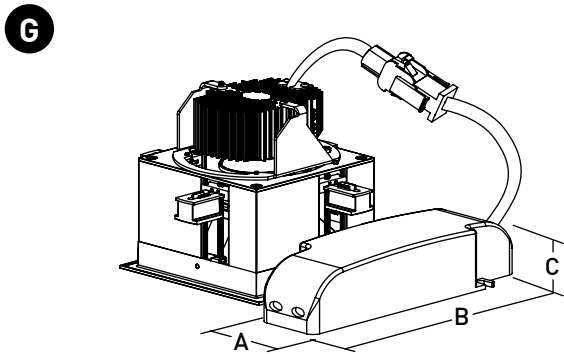
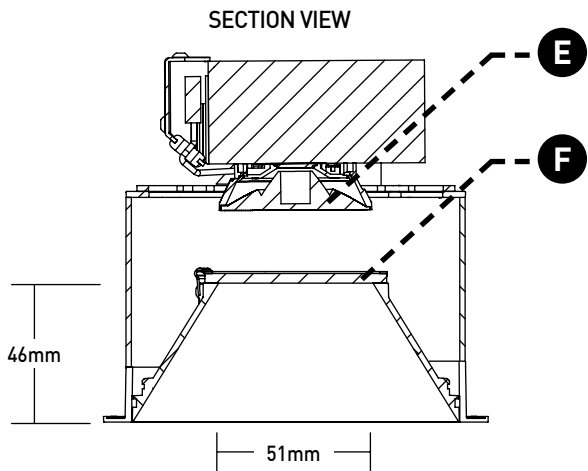
DOWNLIGHT FITTING

- E OPTIC**
Proprietary optic integrates Reflection, Refraction and TIR offering 10°, 15°, 22°, 28°, 40° & 60° beams.
- F EFFECTS DEVICES**
Soft focus lens included and sealed in IP64 Wet location option. Fixture is limited to 1 lens. Suction tool provided for removal of IP64 Wet location baffles.

CLEARANCE / POWER SUPPLY

- G FITTING WITH NON-IC TETHERED POWER SUPPLY**
 - Requires 113mm diameter cutout.
 - Tethered power supply protected wiring and quick-connect plug between fitting and power supply.
 - Minimum 19mm clearance from top of fitting.
 - Minimum setback from combustible and non-combustible materials of 168mm radius from fitting centerline; minimum 76mm from surfaces of power supply if not situated within above noted radius from fitting centerline.
 - Minimum additional 76mm setback from insulation material with max R-Value 30 from any surface of downlight fitting assembly.
 - Minimum additional 152mm setback from polycell spray foam insulation with max R-Value 60 from any surface of downlight fitting assembly.
 - Consult factory for spacing requirements for any installations exceeding R-Value 60.
 - Do not install in environments where ambient temperatures exceed 40°C (104°F).

DIMENSIONS / DRAWINGS



POWER SUPPLY DIMENSIONS			
Model	A	B	C
AN3	41mm	210mm	34mm
LN1			
EA1			
LA1			
ED1			
LD1			
EX1	76mm	152mm	30mm
DD1	76mm	130mm	30mm

FRAXION4 INTERNATIONAL DEEP REGRESS FIXED

TECHNICAL

CONSTRUCTION

Downlight Fitting: Aluminum and steel. Extruded aluminum heat-sink. Painted finishes are granulated powder coat.

Housing: 22 Gauge galvanized steel.

Remote Power Supply: 22 Gauge galvanized steel.

Appliqué: Zinc Alloy

STATIC WHITE LED

2-step MacAdam ellipse LED module available in 80+, 90+ and 97+ CRI configurations in color temperatures of 2200K, 2700K, 3000K, 3500K and 4000K. Average rated lamp life: 50,000 hours. LED and driver assemblies are field-replaceable.

WARM DIM LED

3-step MacAdam ellipse warm dim LED module available in 90+ CRI configuration. 3200K or 2700K at full brightness, warming to 1800K at full dim. Average rated lamp life of 50,000 hours. LED and driver assemblies are field-replaceable.

TUNABLE WHITE LED

5-step MacAdam ellipse tunable white LED module available in 90+ CRI configuration. Features tuning range of 2700K to 5000K. Average rated lamp life: 50,000 hours. LED and driver assemblies are field-replaceable.

POWER SUPPLY PERFORMANCE AND DIMMING INFORMATION

	0-10V				DALI			DMX
Power Supply	AN3	LN1	EA1	LA1	ED1	LD1	DD1	EX1
Minimum °C	-20 °C	-20 °C	-20 °C	-20 °C	-20 °C	-20 °C	-20 °C	-20 °C
Maximum °C	40 °C	40 °C	40 °C	40 °C	40 °C	40 °C	40 °C	40 °C
Dimming %	1.0%	1.0%	0.1%	0.1%	0.1%	0.1%	0.1%	0.1%

Note: For EA1 and LA1 drivers consult chart on page 7 to confirm appropriate dimming curve for compatibility with selected control.

LISTING

CE listed for IP20 Dry / Damp and IP64 Wet locations.

U.S. Patent: 10,344,958

WARRANTY

Manufacturer's 1-year warranty guarantees product(s) listed to be free from defects in material and workmanship under normal use and service. 5-year warranty on LED and power supply to operate with 70% of the original flux and remain within a range of 3 duv. 10-year Lutron Advantage limited warranty available on Lutron equipped systems. Warranty period begins from the date of shipment by Seller and conditional upon the use of manufacturer-supplied power supply. [Consult website for full warranty terms and conditions.](#)

CHANGE LOG

- 03/15/2021: UPDATED HIGH FLUX STATIC WHITE PHOTOMETRICS.
- 03/15/2021: REMOVED HIGH FLUX 97+ CRI 3500K OFFERING.
- 03/15/2021: REMOVED 15 AND 22 DEGREE OPTIC OFFERINGS FROM
- 01/12/2021: ADDED 2200K, 2700K-1800K WARM DIM AND 10 DEGREE OPTIC OFFERINGS.
- 04/03/2020: ADDED ADJUSTABLE HCL ASSEMBLY AND EX1 DRIVER.
- 03/10/2020: ADDED TRIMLESS TO FLANGE FINISH OPTIONS.
- 02/05/2020: CORRECTED NOMENCLATURES IN THE TRIM AND OPTIC COLUMNS.

FRAXION4 INTERNATIONAL DEEP REGRESS FIXED

DIMMING COMPATIBILITY

elidoLED DRIVER COMPATIBILITY

Power supply EA1 / LA1 Dimmer / Switch Control Manufacturer	Family/Model #
Busch-Jaeger	2112U-101
Jung	240-10
Leviton Lighting Controls	IP710-DLX
Lightolier Controls	ZP600FAM120
Lutron Electronics	Nova T® - NTFTV
Lutron Electronics	Diva® - DDTV
Lutron Electronics	Nova® - NFTV
Merten	5729
Pass & Seymour	CD4FB-W
The Watt Stopper	DCLV1
Sensor Switch	nIO EZ
Synergy	ISD BC
Power supply EA1 / LA1 Lighting Control System Manufacturer	Family/Model #
Lutron Electronics	GrafixEye® GRX-TVI w GRX3503
Lutron Electronics	Energy Savr Node™ - QSN-4T16-S
Lutron Electronics	TVM2 Module
Crestron®	GLX-DIMFLV8
Crestron®	GLXP-DIMFLV8
Crestron®	GLPAC-DIMFLV4-*
Crestron®	GLPAC-DIMFLV8-*
Crestron®	GLPP-DIMFLVEX-PM
Crestron®	GLPP-1DIMFLV2EX-PM
Crestron®	GLPP-1DIMFLV3EX-PM
Crestron®	DIN-A08
Crestron®	DIN-4DIMFLV4
Crestron®	CLS-EXP-DIMFLV
Crestron®	CLCI-1DIMFLV2EX
ABB	SD/S 2.16.1