


# PENDANT TRACK

PROJECT NAME:

TYPE:

## TRACK COMPONENTS

Highlight art, objects, places, spaces, seating areas, and architectural details with a classic profile that offers easy-to-adjust, in-field versatility.

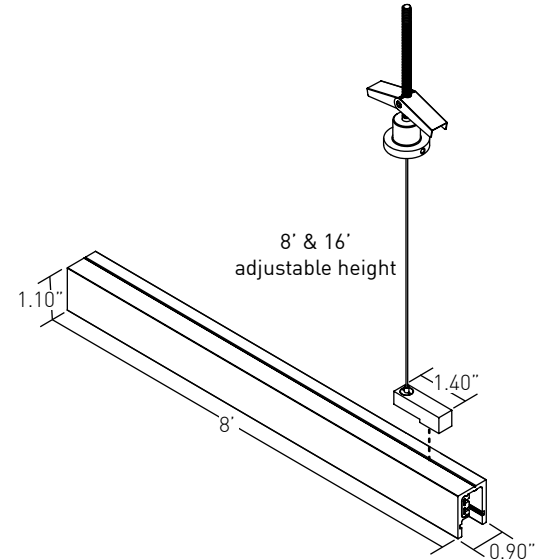


### PENDANT TRACK

Pendant track, 8' length, field cuttable. Requires connection to electrical feed connector, and is available with multiple connectors to support varying configurations. Includes mechanical suspension kit with adjustable 8' or 16' height.

#### Qty.

- TCP - TRACK - 18 - 08 - \*\* 8' Height  
 TCP - TRACK - 18 - 16 - \*\* 16' Height

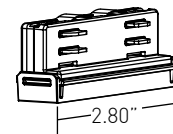


### JUMPER

Joins two pendant track components to form a longer, continuous track system.

#### Qty.

- TCP - CON - JUMPER - \*\*



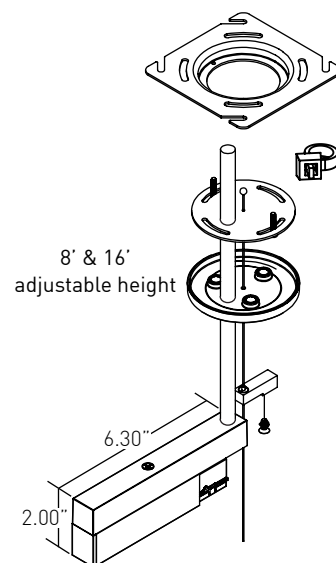
## ELECTRICAL FEED CONNECTOR

### PENDANT POWER FEED

Left end, pendant power kit, compatible with 3" and 4" junction boxes. Connects to a single pendant track component. Kit includes live end fitting and mechanical suspension kit with adjustable 8' or 16' height. Includes (1) TCP-CON-DER-\*\* dead-end fitting.

#### Qty.

- TCP - LIVE - END - 08 - \*\* 8' Height  
 TCP - LIVE - END - 16 - \*\* 16' Height



\*\* Track component color: Specify **WH** for white or **BK** for black.

# PENDANT TRACK

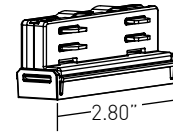
## TRACK COUPLER CONNECTORS

### JUMPER

Joins two straight pendant track components to form a longer, continuous track system.

#### Qty.

\_\_\_  TCP - CON - JUMPER - \*\*

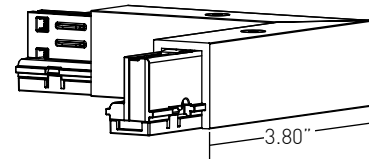


### CORNER CONNECTOR

Joins two straight pendant track components at a 90° angle to form a longer, continuous track system.

#### Qty.

\_\_\_  TCP - CON - CORNER - \*\*

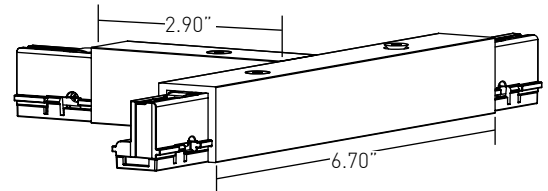


### T CONNECTOR

Joins three straight pendant track components inline and at a 90° angle to form a longer, continuous track system. Includes (1) TCP-CON-DER-\*\* and (1) TCP-CON-DEL-\*\* dead-end fitting.

#### Qty.

\_\_\_  TCP - CON - T - \*\*



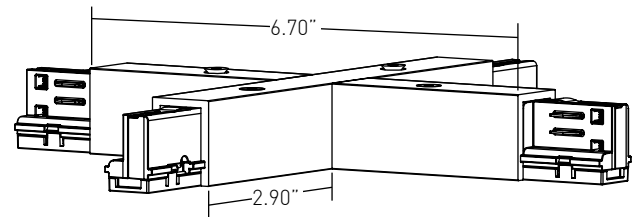
### X CONNECTOR

Joins four sections of track to form a longer, continuous track system. Includes (2) TCP-CON-DEL-\*\* and (1) TCP-CON-DER-\*\* dead-end fittings.

#### Qty.

#### Qty.

\_\_\_  TCP - CON - X - \*\*



\*\* Track component color: Specify **WH** for white or **BK** for black.

# PENDANT TRACK

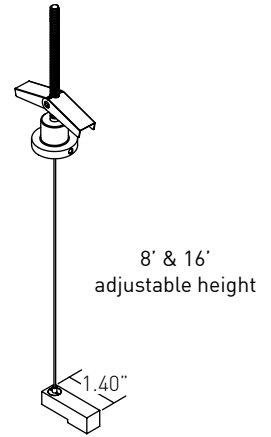
## ACCESSORIES

### Mechanical Suspension Kit (Optional - One included with each track section)

Mechanical suspension kit with adjustable 8' or 16' height.

**Qty.**

- TCP - DROP - 08 - \*\*** 8' Height
- TCP - DROP - 16 - \*\*** 16' Height



## ACCESSORIES

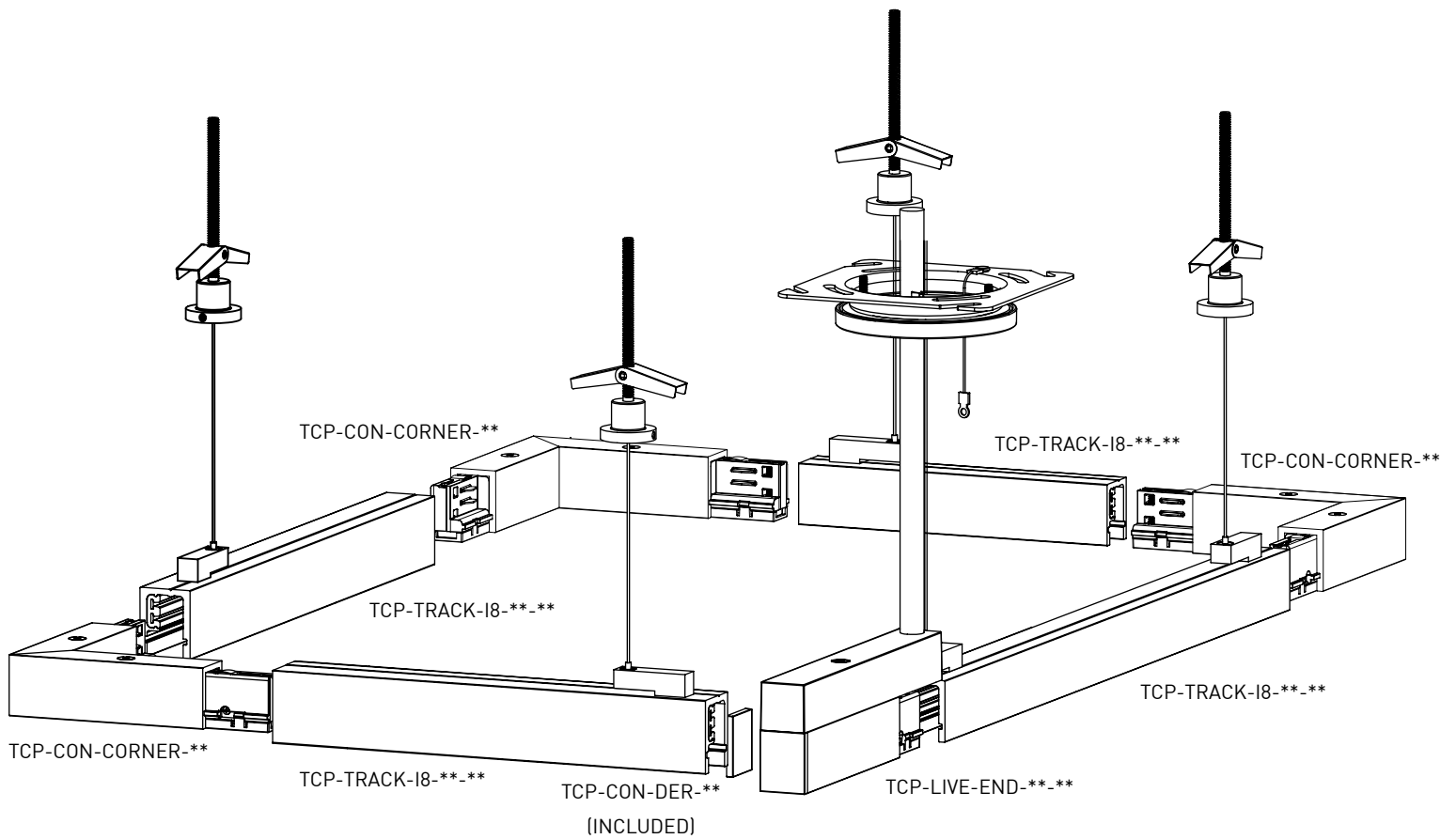
**Qty.**

- TC - CSINK** Countersink and drill tool guide
- TC - CVR - 8 - \*\*** Track gap cover, 8' (can be field cut)
- TCP - CON - DEL - \*\*** Left dead-end fitting, included with power feeds as noted above.
- TCP - CON - DER - \*\*** Right dead-end fitting, included with power feeds as noted above.

\*\* Track component color: Specify **WH** for white or **BK** for black.

# PENDANT TRACK

## SPECIFICATION GUIDE



# PENDANT TRACK

---

## TECHNICAL

### CONSTRUCTION

Track & Track Connectors: Extruded aluminum; painted finishes are granulated powder coat.

### POWER

Must utilize a panel based current limiter if needed, supplied by others. Available for use with 120V single circuit only. Track powered via live feed connectors or j-box mounting plate connectors. At least one live feed or junction box connector must be selected to provide power to track assembly.

### MOUNTING

Track may be mounted to any horizontal surface. Track and Track Components specified separately according to field application conditions. J-box mounting plate connectors provide a minimalist transition from customer supplied 4" Octagon box and accommodates ceiling thicknesses of 0.44" (12mm) to 0.75" (20mm).

### LISTING

cTUVus listed to UL1598 standard for Dry locations.

### TRACK HEADS

Pendant Track is compatible with all Lucifer Lighting Track Heads, specified separately.

### WARRANTY

Manufacturer's 1-year warranty guarantees product(s) listed to be free from defects in material and workmanship under normal use and service. Warranty period begins from the date of shipment by Seller. Consult website for full warranty terms and conditions.