

STELLR® INTERNATIONAL PENDANT


| | |
|---------------|-------|
| PROJECT NAME: | TYPE: |
|---------------|-------|



Organic shape and minimalist form conceals the mechanics of this high-performance luminaire, offering both volumetric and directional lighting with two light sources and infinite control options of multi-layered illumination.

ORDERING INFORMATION

| SERIES | CANOPY TYPE | BODY COLOR | CANOPY COLOR | CABLE COLOR | DOWNLIGHT LUMEN PACKAGE | WAVEGUIDE LUMEN PACKAGE | OPTIC (UGR) | MEDIA | DRIVER | MOUNTING |
|---|---|---|---|---------------------|---|---|---|--|--|---|
| S2 | | | | | | | | | | |
| S2 STELLR Medium 10.2" (260mm) | SURFACE CANOPY P096 8' (244cm) P192 16' (488cm) | WH White | WH White | W White Power Cable | STATIC WHITE 8027 80+ CRI, 2700K Dlvd. Lumens - 1799 8030 80+ CRI, 3000K Dlvd. Lumens - 1855 8035 80+ CRI, 3500K Dlvd. Lumens - 1910 8040 80+ CRI, 4000K Dlvd. Lumens - 2003 9027 90+ CRI, 2700K Dlvd. Lumens - 1546 9030 90+ CRI, 3000K Dlvd. Lumens - 1594 9035 90+ CRI, 3500K Dlvd. Lumens - 1641 9040 90+ CRI, 4000K Dlvd. Lumens - 1721 | STATIC WHITE 8027 80+ CRI, 2700K Dlvd. Lumens - 728 8030 80+ CRI, 3000K Dlvd. Lumens - 794 8035 80+ CRI, 3500K Dlvd. Lumens - 794 8040 80+ CRI, 4000K Dlvd. Lumens - 825 9027 90+ CRI, 2700K Dlvd. Lumens - 656 9030 90+ CRI, 3000K Dlvd. Lumens - 715 9035 90+ CRI, 3500K Dlvd. Lumens - 715 9040 90+ CRI, 4000K Dlvd. Lumens - 744 | 15 15° (<10) 35 35° (<10) 55 55° (<10) | STANDARD MEDIA 0 No Lens OPTIONAL MEDIA 2 Honeycomb Louver 3 Clear Glass Lens 4 Soft Focus Lens | (220-240V) IG 1% 0-10V Analog, LOG* <small>*[Sources dim independently, requires independent control lines]</small> IN 1% 0-10V Analog, LIN* <small>*[Sources dim independently, requires independent control lines]</small> DD eldoLED, DUALdrive 0.1% DALI, LOG* <small>*[Sources dim independently]</small> EG eldoLED, SOLOdrive 0.1% 0-10V, LOG* <small>*[Sources dim together]</small> EN eldoLED, SOLOdrive 0.1% 0-10V, LIN* <small>*[Sources dim together]</small> | E International Surface Mounting Plate L Large Ø6.4" Ceiling Mount Junction Box for 1/2" and 3/4" Conduit* <small>*[Finish specified in canopy color section]</small> |
| | | AG Satin Silver AU Cashmere Gold BK Black CF Custom Finish* <small>*[Consult Factory]</small> | AG Satin Silver AU Cashmere Gold BK Black CF Custom Finish* <small>*[Consult Factory]</small> | B Black Power Cable | | | | | | |
| *FOR CABLE LENGTHS OVER 16' CONSULT FACTORY. ALL LENGTHS ARE FIELD-CUTTABLE | | | | | | *DELIVERED LUMEN VALUES REFLECT USE OF THE 55 DEGREE OPTIC AND NO LENS | | | | |



PART NUMBER NOTES

- STELLR ships as e.g., S2P096-WHBKW-9MS28MS2-352-DD*E
- CMJB ships as S2L-CMJB-(finish)



STELLR INTERNATIONAL PENDANT

ACCESSORIES

ALTERNATE EFFECTS DEVICES

- HCL-S2-01** Honeycomb Louver
- CGL-S2-01** Clear Glass Lens
- SFL-S2-01** Soft Focus Lens

REPLACEMENT OPTIC ASSEMBLIES

- RO-S2-15** 15° optic
- RO-S2-35** 35° optic
- RO-S2-55** 55° optic

DOWNLIGHT PERFORMANCE - 3000K

| LUMEN PACKAGE | WATTAGE | 15° OPTIC / NO LENS | | 35° OPTIC / NO LENS | | 55° OPTIC / NO LENS | | 15° OPTIC / HCL | | 35° OPTIC / HCL | | 55° OPTIC / HCL | |
|---------------|---------|---------------------|-----|---------------------|-----|---------------------|-----|-----------------|-----|-----------------|-----|-----------------|-----|
| | | DELIVERED | LPW | DELIVERED | LPW | DELIVERED | LPW | DELIVERED | LPW | DELIVERED | LPW | DELIVERED | LPW |
| 8030 | 17 | 1743 | 97 | 1769 | 98 | 1855 | 103 | 1255 | 70 | 1123 | 62 | 1081 | 60 |
| 9030 | 17 | 1502 | 83 | 1520 | 84 | 1594 | 89 | 1078 | 60 | 965 | 54 | 929 | 52 |
| 90WD | 14 | 994 | 70 | 1012 | 72 | 1039 | 74 | 713 | 47 | 642 | 42 | 606 | 40 |

STATIC WHITE OUTPUT MULTIPLIER

| CCT | CCT SCALE |
|-------|-----------|
| 2700K | 0.97 |
| 3000K | 1.00 |
| 3500K | 1.03 |
| 4000K | 1.08 |

MEDIA LIGHT LOSS FACTOR

| MEDIA | LIGHT LOSS FACTOR |
|---------|-------------------|
| No Lens | 1.00 |
| CGL | 0.93 |
| SFL | 0.93 |
| HCL | 0.65 |

Part L 75+ LPW configurations comply with residential Part L
95+ LPW configurations comply with commercial Part L

UNIFIED GLARE RATING

| 15° OPTIC | 35° OPTIC | 55° OPTIC |
|-----------|-----------|-----------|
| <10 | <10 | <10 |

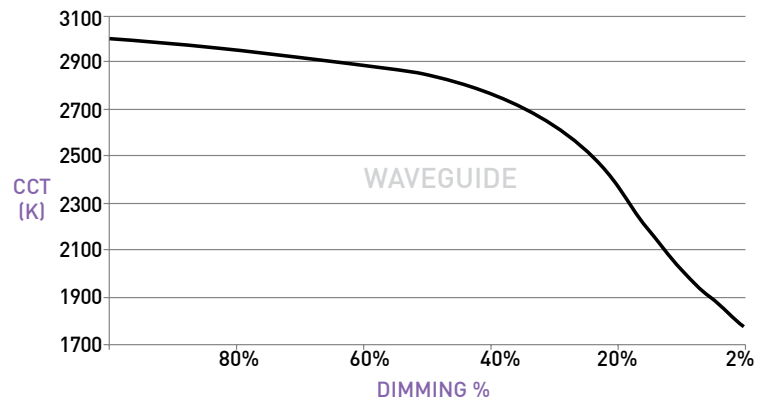
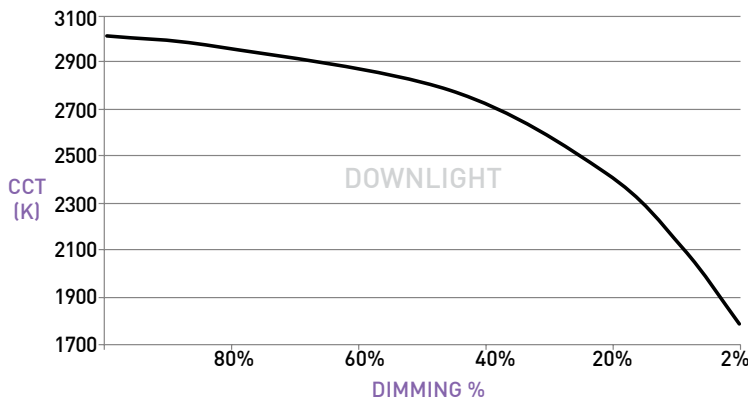
WAVEGUIDE PERFORMANCE

| LUMEN PACKAGE | WATTAGE | 2700K | | 3000K | | 3500K | | 4000K | |
|---------------|---------|-----------|-----|-----------|-----|-----------|-----|-----------|-----|
| | | DELIVERED | LPW | DELIVERED | LPW | DELIVERED | LPW | DELIVERED | LPW |
| 80 | 14 | 728 | 53 | 794 | 58 | 794 | 58 | 825 | 64 |
| 90 | 14 | 656 | 48 | 715 | 52 | 715 | 52 | 744 | 54 |
| 90WD | 14 | - | - | 765 | 54 | - | - | - | - |

WARM DIM PERFORMANCE

| DOWNLIGHT - 55° OPTIC / NO LENS | Full on 100% | Dimmed to 80% | Dimmed to 70% | Dimmed to 50% | Dimmed to 20% | Dimmed to 10% | Dimmed to 2% |
|---------------------------------|--------------|---------------|---------------|---------------|---------------|---------------|--------------|
| CCT (K) | 3000 | 2950 | 2920 | 2775 | 2375 | 2000 | 1800 |
| Light Output (Lm) | 1039 | 831 | 727 | 519 | 207 | 103 | 20 |
| Power (W) | 14 | 11 | 10 | 7 | 3 | 1.4 | 0.3 |
| Efficacy (LPW) | 74 | 74 | 74 | 74 | 74 | 74 | 74 |

| WAVEGUIDE | Full on 100% | Dimmed to 80% | Dimmed to 70% | Dimmed to 50% | Dimmed to 20% | Dimmed to 10% | Dimmed to 2% |
|-------------------|--------------|---------------|---------------|---------------|---------------|---------------|--------------|
| CCT (K) | 3000 | 2950 | 2920 | 2850 | 2375 | 2000 | 1800 |
| Light Output (Lm) | 765 | 612 | 535 | 382 | 153 | 76 | 15 |
| Power (W) | 14 | 13 | 12 | 9 | 3 | 1.7 | 0.3 |
| Efficacy (LPW) | 54 | 54 | 54 | 54 | 54 | 54 | 54 |

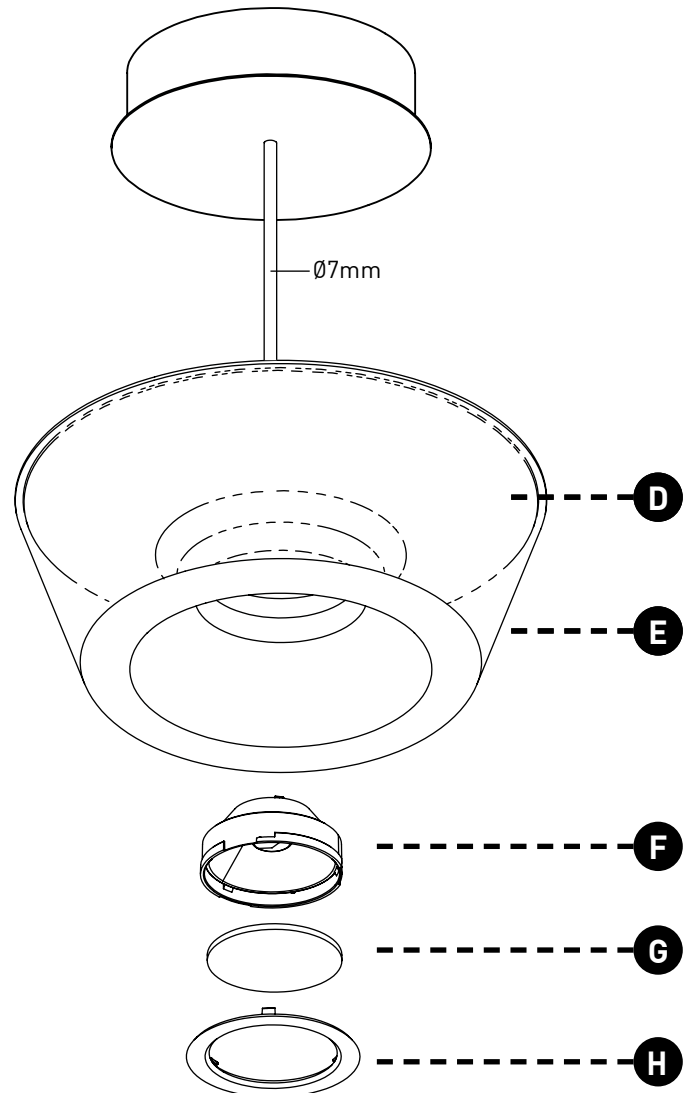
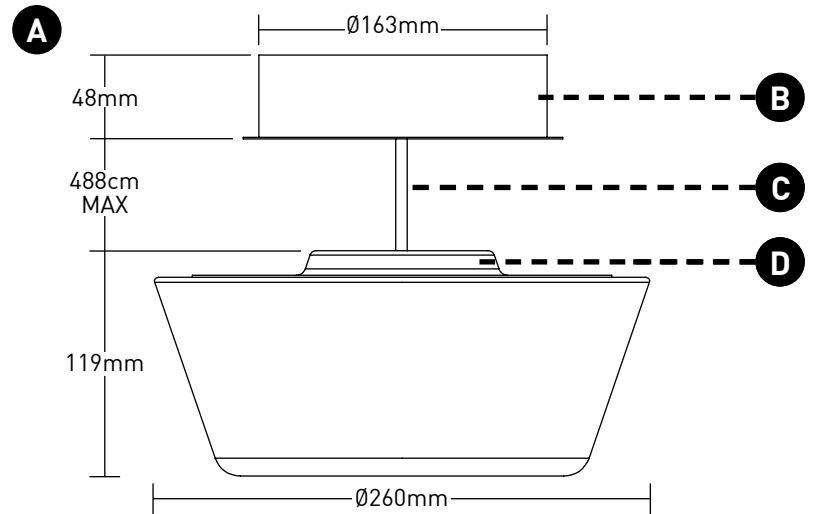


STELLR INTERNATIONAL PENDANT

FIXTURE

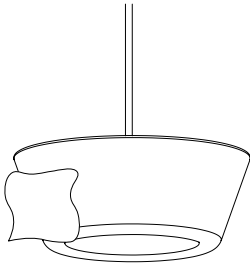
- A LUMINAIRE**
Body with integrated heat sink and LED assemblies.
- B CANOPY**
Conceals hidden twist-on mounting hardware and houses integral driver assemblies. Available in powdercoat finishes.
- C CABLE**
Available in lengths up to 192" (488cm) maximum, cable is field cuttable, consult factory for lengths greater than 192" (488cm). Available in black and white finishes.
- D BODY**
Available in powdercoat finishes.
- E WAVEGUIDE**
Transmits light creating illumination effect. Ships with protective cover installed.
- F OPTIC**
Robust light engine with optimized optic pairing integrates Reflection, Refraction and TIR offering 15°, 35°, and 55° beams.
- G MEDIA DEVICE**
Media is field-changeable.
- H TRIM BEZEL**
Attaches to optic assembly and accommodates one media. Finish will match body color. Consult factory if alternate finish requested.

DIMENSIONS / DRAWINGS



CLEANING INSTRUCTIONS

Factory recommends cleaning waveguide assembly with a microfiber cloth or similar non-abrasive cloth. In most cases a damp microfiber cloth will remove dust/debris or fingerprints. For stubborn stains, approved cleaning agents include soap and water, or ammonia based cleaners.

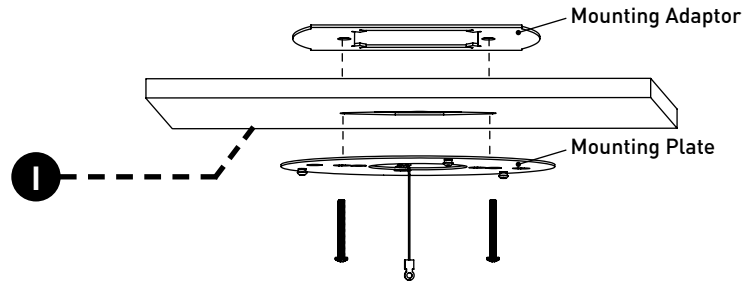


STELLR INTERNATIONAL PENDANT

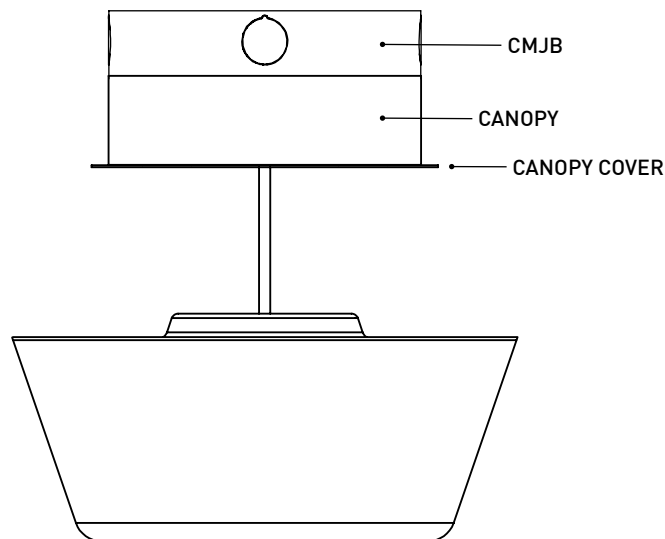
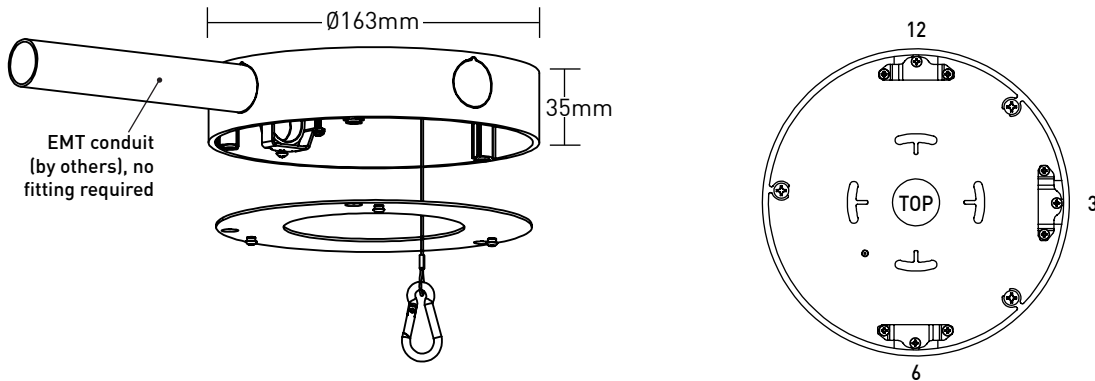
MOUNTING

DIMENSIONS / DRAWINGS

- I MOUNTING PLATE**
Surface mounted, does not require installation prior to rough-in. Mounting adaptor sits atop ceiling for attachment of mounting plate. Fixture mounts flush with minimalist transition to ceiling.
- J CMJB**
Ceiling mount junction box provides integrated look where exposed ceiling mount junction box and conduit applications apply. For use with 1/2" and 3/4" EMT conduit only. Features three conduit entrances at 12, 3, and 6 o'clock plus one conduit knockout on top. Painted finishes only. Blank off plugs included.



J



STELLR INTERNATIONAL PENDANT

FIXTURE CONTROL INFORMATION

| DRIVER | DRIVER QUANTITY | SOURCES DIM INDEPENDENTLY OR TOGETHER | SOURCES DIM TOGETHER ONLY | WIRING REQUIREMENTS |
|--------|-----------------|---------------------------------------|---------------------------|--|
| IG | 2 | X | | For independent control, two switch-legs and two 0-10V control leads required. |
| IN | 2 | X | | For independent control, two switch-legs and two 0-10V control leads required. |
| DD | 1 | X | | For independent control, two DALI addresses required |
| EG | 1 | | X | Single switch-leg and 0-10V control leads required. |
| EN | 1 | | X | Single switch-leg and 0-10V control leads required. |

TECHNICAL

CONSTRUCTION

Fixture: Machined aluminum canopy and spun reflector; die-cast aluminum heat-sink; painted finishes are granulated powder coat.
CMJB: Machined aluminum body; painted finishes are granulated powder coat.

LED

Proprietary 2 step MacAdam ellipse LED modules available in 80+ and 90+ CRI configurations in color temperatures of 2700K, 3000K, 3500K and 4000K. Average rated lamp life of 50,000 hours. Driver assemblies are field-replaceable.

WARM DIM LED

Proprietary 3-step MacAdam ellipse warm dim LED modules available in 90+ CRI configuration. 3000K at full brightness, warming to 1800K at full dim. Average rated lamp life of 50,000 hours. Driver assemblies are field-replaceable.

POWER SUPPLY PERFORMANCE AND DIMMING INFORMATION

| Power Supply | IG | IN | DD | EG | EN |
|--------------|--------|--------|--------|--------|--------|
| Minimum °C | -10 °C | -10 °C | -20 °C | -20 °C | -20 °C |
| Maximum °C | 25 °C | 25 °C | 25 °C | 25 °C | 25 °C |
| Dimming % | 1.0% | 1.0% | 0.1% | 0.1% | 0.1% |

MOUNTING

Fixture is supplied with a mounting adapter, which integrates with mounting plate.

LISTING

CE listed for IP20 Dry / Damp locations.

PART L

Part L compliant for all 75+ LPW residential and 95+ LPW commercial configurations.

WEIGHT

Fixture - 7 lbs max
CMJB - 1.1 lbs

LIMITED WARRANTY

Manufacturer's 1-year warranty guarantees product(s) listed to be free from defects in material and workmanship under normal use and service. 5-year warranty on LED and power supply to operate with 70% of the original flux and remain within a range of 3 duv. 10-year Lutron Advantage limited warranty available on Lutron equipped systems. Warranty period begins from the date of shipment by Seller. Consult [website](#) for full warranty terms and conditions.

CHANGE LOG

- 1.10/17/2022: REMOVED 3200K-1800K WARM DIM AND ADDED 3000K-1800K WARM DIM.
- 2.08/08/2023: UPDATED WITH NEW LED AND OPTIC SYSTEM.
- 3.02/15/2024: PART L COMPLIANCE ADDED.

STELLR INTERNATIONAL PENDANT

DRIVE CURRENT SPECIFICS

DOWNLIGHT

| | 80C | 90C | 90W |
|------------|------|------|------|
| | 20A | 17A | 13A |
| Minimum Vf | 30.5 | 30.5 | 30.5 |
| Maximum Vf | 39 | 39 | 39 |
| Current mA | 425 | 425 | 350 |
| Wattage W | 14.6 | 14.6 | 11.8 |

WAVEGUIDE

| | 80C | 90C | 90W |
|------------|------|------|------|
| Minimum Vf | 30.5 | 30.5 | 30.5 |
| Maximum Vf | 39 | 39 | 39 |
| Current mA | 350 | 350 | 350 |
| Wattage W | 11.8 | 11.8 | 11.8 |