


CYLINDER TRACK HEAD INTERNATIONAL CT1-AD


PROJECT NAME:	TYPE:
---------------	-------



Highlight art, objects, places, spaces, seating areas, and architectural details with a classic profile that offers easy-to-adjust, in-field versatility.

ORDERING INFORMATION - TRACK HEAD

CYLINDER	FIXTURE	RATING	CYLINDER FINISH	BAFFLE FINISH	LUMEN PACKAGE	OCT	OPTIC	DRIVER	EFFECTS DEVICE
CT1	AD	1						IE2	
CT1 2.60"	AD Standard 60°	1 Dry/Damp	WH White BK Black	WH White BK Black	 STATIC WHITE 80C12A 80+ CRI, Delivered Lumens - 755 90C10A 90+ CRI, Delivered Lumens - 646 97C09A 97+ CRI, Delivered Lumens - 576	22 2200K* <small>*Only available with 90+ CRI</small> 27 2700K 30 3000K 35 3500K 40 4000K	10 10°* <small>*Not available with 2200K</small> 15 15° 22 22° 40 40° 60 60°	IE2 220 240V Electronic ELV Forward / Reverse Phase	STANDARD EFFECTS DEVICE 4 Soft Focus Lens 0 No Lens* <small>*(Standard and only available with 10° optic)</small> ALTERNATE EFFECTS DEVICE 2 Honeycomb Louver 3 Clear Glass Lens 5 Frosted Glass Lens 6 Frosted Soft Focus Lens 7 Frosted Linear Spread Lens



PART NUMBER NOTES

- CT1 ships as e.g., CT1-AD-1-WHBK-90C10A2-3-IE2-4

ACCESSORIES

ALTERNATE EFFECTS DEVICES

- HCL-CT1** Honeycomb Louver
- CGL-CT1** Clear Glass Lens
- SFL-CT1** Soft Focus Lens
- FGL-CT1** Frosted Glass Lens
- FSFL-CT1** Frosted Soft Focus Lens
- FLSL-CT1** Frosted Linear Spread Lens

REPLACEMENT OPTICS

- Interchangeable optics accessible by removing baffle.
- RO-50-15-2** 15° optic
 - RO-50-22-2** 22° optic
 - RO-50-40-2** 40° optic
 - RO-50-60-2** 60° optic

CYLINDER TRACK HEAD INTERNATIONAL CT1-AD

STATIC WHITE PERFORMANCE - 3000K - SOFT FOCUS LENS

LUMEN PACKAGE	WATTAGE	10° OPTIC		15° OPTIC		22° OPTIC		40° OPTIC		60° OPTIC	
		DELIVERED	LPW	DELIVERED	LPW	DELIVERED	LPW	DELIVERED	LPW	DELIVERED	LPW
80C12A	10	456	42	843	84	620	62	755	75	717	71
90C10A	10	384	35	722	72	531	53	646	64	613	61
97C09A	10	356	33	647	64	473	47	576	57	547	54

OUTPUT MULTIPLIER	
CCT	CCT SCALE
2200K	0.800
2700K	0.957
3000K	1.000
3500K	1.019
4000K	1.030

LIGHT LOSS FACTOR MULTIPLIER	
No Lens	1.05
CGL	1.05
SFL	1.00
FGL	0.90
FSFL	0.87
FLSL	0.83
WDL	0.78

TRACK HEAD

A ADJUSTABILITY

Power supply integrated into fixture body. Up to 60° tilt and 370° rotation.

B OPTICS

Proprietary optics available in 10°, 15°, 22°, 40° & 60° beams.

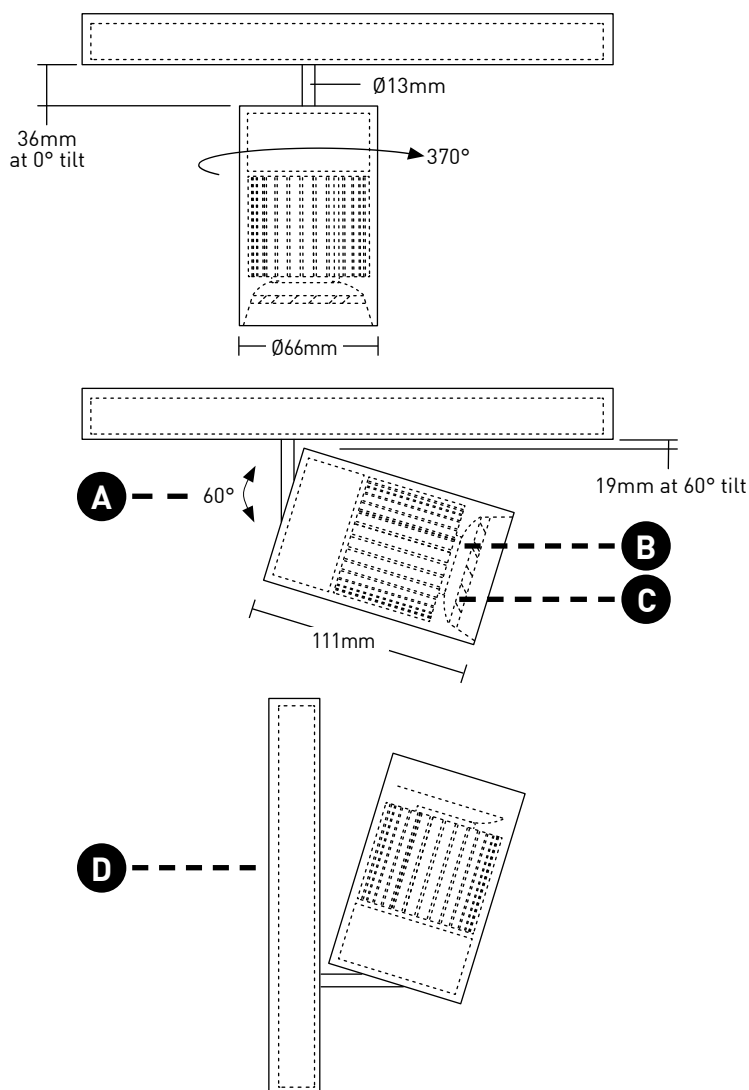
C EFFECTS DEVICES

Track Head accepts 1 lens; comes standard with Soft Focus Lens.

D WALL MOUNT

CT1 may be installed in vertical track or wall mounted.

DIMENSIONS / DRAWINGS



CYLINDER TRACK HEAD INTERNATIONAL CT1-AD

TECHNICAL

CONSTRUCTION

Track Head: Machined aluminum body; painted finishes are granulated powder coat.

STATIC WHITE LED

2-step MacAdam ellipse LED module available in 80+, 90+ and 97+ CRI configurations in color temperatures of 2200K, 2700K, 3000K, 3500K and 4000K. Average rated lamp life: 50,000 hours. LED and driver assemblies are field-replaceable.

POWER SUPPLY PERFORMANCE AND DIMMING INFORMATION

Power Supply	IE2
Minimum °C	-20 °C
Maximum °C	40 °C
Dimming %	3.0%

MOUNTING

Cylinder track head mounts to recessed or surface mount track assemblies, specified separately.

LISTING

Track heads and drivers CE Listed for dry locations. Drivers ENEC and CB Listed.

WARRANTY

Manufacturer's 1-year warranty guarantees product(s) listed to be free from defects in material and workmanship under normal use and service. 5-year warranty on LED and power supply to operate with 70% of the original flux and remain within a range of 3 duv. Warranty period begins from the date of shipment by Seller. [Consult website for full warranty terms and conditions.](#)

CHANGE LOG

- 01/21/2021: ADDED 2200K AND 10 DEGREE OPTIC OFFERINGS.
- 07/02/2021: REMOVED WALL MOUNT FROM ORDERING INFORMATION, THIS OPTION NOW COMES STANDARD ON ALL TRACKHEADS.