

# TRACK HEAD CTM1 PENDANT

PROJECT NAME:	TYPE:
---------------	-------



Highlight art, objects, places, spaces, seating areas, and architectural details with a classic profile that offers easy-to-adjust, in-field versatility.

## ORDERING INFORMATION - TRACK HEAD



JA8-2019 COMPLIANCE INDICATED BY SHADING


CYLINDER	FIXTURE	LENGTH	RATING	BODY FINISH	BAFFLE FINISH	ADAPTER FINISH	LUMEN PACKAGE	CCT	OPTIC	DRIVER	EFFECTS DEVICE
CTM1	P		1							CE3	
CTM1 2.60"	P Pendant	<b>LENGTHS</b> <b>XXXB</b> Black Cable <b>XXXW</b> Black Cable Specify cable length in whole inches (Max 180) e.g. specify 006B for a 6 inch black cable* Cable is field cuttable.	1 Dry	<b>POWDERCOAT</b> <b>WH</b> White <b>BK</b> Black <b>ALUMINA</b> <b>01</b> Brushed Obsidian <b>02</b> Matte Obsidian <b>03</b> Brushed Dark Patinated Bronze <b>04</b> Matte Dark Patinated Bronze <b>05</b> Brushed Aged Aluminum <b>06</b> Matte Aged Aluminum <b>07</b> Brushed Cast Brass <b>08</b> Matte Cast Brass <b>09</b> Brushed Light Patinated Bronze <b>10</b> Matte Light Patinated Bronze	<b>POWDERCOAT</b> <b>WH</b> White <b>BK</b> Black <b>ALUMINA</b> CONSULT FACTORY FOR ALUMINA FINISHES	<b>WH</b> White <b>BK</b> Black	<b>STATIC WHITE</b> <b>80C12A</b> 80+ CRI, Delivered Lumens - 867 <b>90C10A</b> 90+ CRI, Delivered Lumens - 743 <b>97C09A</b> 97+ CRI, Delivered Lumens - 653	<b>22</b> 2200K* *(Only available with 90+ CRI) <b>27</b> 2700K <b>30</b> 3000K <b>35</b> 3500K <b>40</b> 4000K	<b>10</b> 10** *(Not available with 2200K) <b>15</b> 15° <b>22</b> 22° <b>40</b> 40° <b>60</b> 60°	<b>INTEGRAL</b> <b>CE3</b> Electronic 3% ELV / TRIAC 120V	<b>STANDARD EFFECTS DEVICE</b> <b>4</b> Soft Focus Lens <b>0</b> No Lens* *(Standard with 10° optic) <b>ALTERNATE EFFECTS DEVICE</b> <b>2</b> Honeycomb Louver <b>3</b> Clear Glass Lens <b>5</b> Frosted Glass Lens <b>6</b> Frosted Soft Focus Lens <b>7</b> Frosted Linear Spread Lens <b>S</b> Soft Focus Lens w/ Honeycomb Louver <b>F</b> Frosted Glass Lens w/ Honeycomb Louver

\*DELIVERED LUMENS AND T24 COMPLIANCE REFLECT 3000K PAIRED WITH 15° OPTIC AND SOFT FOCUS LENS.

## PART NUMBER NOTES

- CTM1 ships as e.g., CTM1P048W1WHBK90C10A3040CE34W

## POWDERCOAT FINISHES



## ALUMINA FINISHES BY LUCIFER LIGHTING™



\*ALUMINA FINISHES ARE ANODIZED ALUMINUM

# TRACK HEAD CTM1 PENDANT

## ACCESSORIES

### ALTERNATE EFFECTS DEVICES

- HCL-CT1** Honeycomb Louver
- CGL-CT1** Clear Glass Lens
- SFL-CT1** Soft Focus Lens
- FGL-CT1** Frosted Glass Lens
- FSFL-CT1** Frosted Soft Focus Lens
- FLSL-CT1** Frosted Linear Spread Lens

### REPLACEMENT OPTICS

- Interchangeable optics accessible by removing baffle.
- RO-50-15-2** 15° optic
  - RO-50-22-2** 22° optic
  - RO-50-40-2** 40° optic
  - RO-50-60-2** 60° optic

## STATIC WHITE PERFORMANCE - 3000K - SOFT FOCUS LENS

LUMEN PACKAGE	WATTAGE	10° OPTIC NO SOFT FOCUS LENS		15° OPTIC SOFT FOCUS LENS		22° OPTIC SOFT FOCUS LENS		40° OPTIC SOFT FOCUS LENS		60° OPTIC SOFT FOCUS LENS	
		DELIVERED	LPW	DELIVERED	LPW	DELIVERED	LPW	DELIVERED	LPW	DELIVERED	LPW
80C12A	10	668	67	867	87	676	68	824	82	805	81
90C10A	10	566	57	743	77	579	58	706	71	690	69
97C09A	10	524	52	653	65	518	52	632	63	618	62



JA8-2019 INDICATED BY SHADING

OUTPUT MULTIPLIER	
CCT	CCT SCALE
2200K (Contact factory for JA8 details)	0.800
2700K	0.957
3000K	1.000
3500K	1.019
4000K	1.030

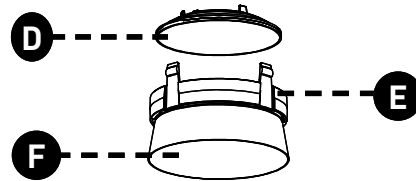
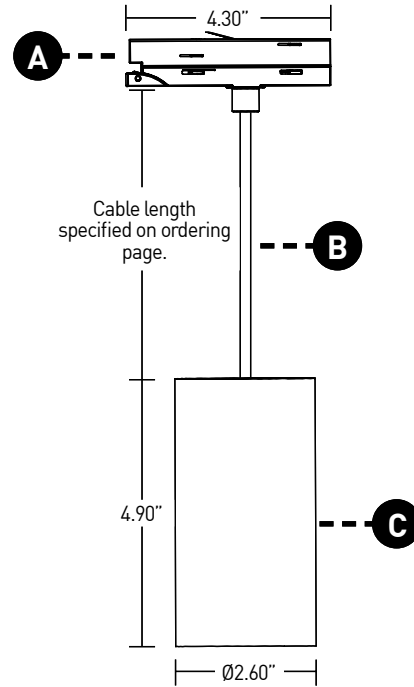
LIGHT LOSS FACTOR MULTIPLIER	
No Lens	
CGL	1.00
SFL	1.00
FGL	0.90
FSFL	0.87
FLSL	0.83
HCL	0.67
SFL W/ HCL	0.59
FGL W/ HCL	0.56

# TRACK HEAD CTM1 PENDANT

## TRACK HEAD

- A TRACK ADAPTER**  
Proprietary asymmetric track adapter; compatible with Lucifer Lighting track only. Available in Black and White finishes to match track systems.
- B CABLE**  
Black and white cables available; up to 180.0" length; cable is field cuttable. Cable will need to be straightened upon completion of installation for optimal aesthetics.
- C BODY**  
Power supply integrated into fixture body. Available in powdercoat and Alumina finishes.
- D OPTICS**  
Optic integrates Reflection, Refraction and TIR offering 10°, 15°, 22°, 40° & 60° beams.
- E EFFECTS DEVICES**  
Track Head accepts 2 effects devices; Soft Focus Lens standard.
- F BAFFLE**  
Baffle minimizes aperture glare and conceals view into fixture. Powdercoat finishes standard, consult factory for Alumina finishes.

## DIMENSIONS / DRAWINGS



# TRACK HEAD CTM1 PENDANT

## TECHNICAL

### CONSTRUCTION

Track Head: Machined aluminum body; painted finishes are granulated powder coat; Alumina finishes are anodized.

### STATIC WHITE LED

2-step MacAdam ellipse LED module available in 80+, 90+ and 97+ CRI configurations in color temperatures of 2200K, 2700K, 3000K, 3500K and 4000K. Average rated lamp life: 50,000 hours.

### POWER SUPPLY PERFORMANCE AND DIMMING INFORMATION

Power Supply	CE3
Minimum °C	-20 °C
Maximum °C	40 °C
Dimming %	3.0%

### MOUNTING

Cylinder track head mounts to Lucifer Lighting Company recessed, surface or pendant mount track assemblies, specified separately.

### LISTING

Listed to UL1574 standard for Dry locations. JA8-2019 Title 24 listed.

### LIMITED WARRANTY

Manufacturer's Limited Warranty guarantees product(s) listed to be free from defects in material and workmanship under normal use and service for 1-year. LED and power supplies are warranted to operate with 70% of original flux and remain within a range of 3 duv for a period of 5-years. Warranty period begins from the date of shipment by Seller. [Consult website for full warranty terms and conditions.](#)