


0 S E R I E S + 1 S E R I E S





SUPPORT OR STAR — THE
0 AND 1 SERIES CAN DO IT ALL

0 Series Round Trimless
Conceptual Rendering

INSPIRED DESIGN FOR SEAMLESS INTEGRATION

A range of style options provide versatility in the most minimal forms.

0 SERIES


0.5" Aperture Micro Downlight



Trimless Round
0RM



Trimless Square
0SM



Zero Sightline Round
Drywall / Millwork
0RM




Zero Sightline Square
Drywall / Millwork
0SM

1 SERIES


1.0" Aperture Petit Downlight



Trimless Round
1RP



Trimless Square
1SP



Zero Sightline Round
Drywall / Millwork
1RP



Zero Sightline Square
Drywall / Millwork
1SP

1 SERIES

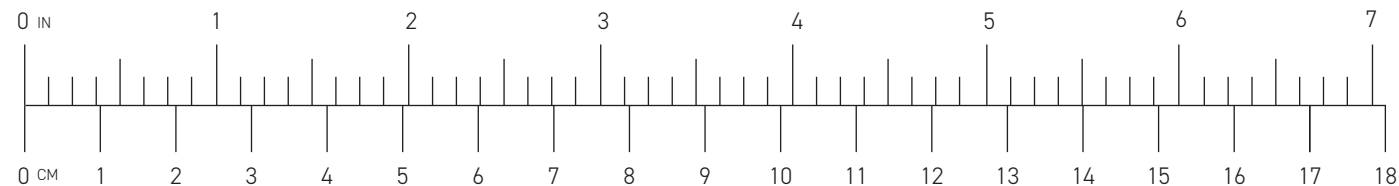
1.6" Aperture Expanded Downlight



Trimless Drywall Round
Drywall / Millwork
1RE



Trimless Drywall Square
Drywall / Millwork
1SE




FIXTURES SHOWN AT ACTUAL SIZE

ELEGANT FINISHES FOR OPTIMAL CUSTOMIZATION

POWDERCOAT BAFFLE + FLANGE



PLATED FLANGE ONLY



FIXTURE FINISHES

The full range of powdercoat options, as well as Alumina Finishes by Lucifer Lighting, allow for optimal customization while reducing baffle glare.

ALUMINA BAFFLE + FLANGE



*0 SERIES BAFFLE IS ONLY AVAILABLE IN BLACK POWDERCOAT

PAIR THIS MICRODOWNLIGHT
WITH OUR OTHER LUMINAIRES
TO ELEVATE ANY SPACE

1 Series Round Trimless Conceptual
Rendering with STELLR Surface Mount



MINIMAL SCALE, MAXIMUM FLEXIBILITY

We engineer our housings to be as compact as possible, for maximum ceiling depth flexibility.

	0 Series (0.5")	1 Series (1.0")	1 Series (1.6")
Delivered Lumens	156 Lm - 1041 Lm	151 Lm - 1011 Lm	151 Lm - 1017 Lm
Beam Angles	20°, 30°, 40°	20°, 30°, 40°	20°, 30°, 40°
Glare Cut-Off Angle	32°	50°	53°
Remodel Heat Sink Depth	1.25" or 2"	1.25" or 2"	2"
Housing Depth	3.5"	3.5"	3.5"

DRIVER ACCESSIBILITY

All housings feature options for integral and remote drivers. For our smallest 0 Series trimless alternative, there is the choice to specify an integral driver with a clean "controlled break" for accessibility.



SMALL, BUT MIGHTY

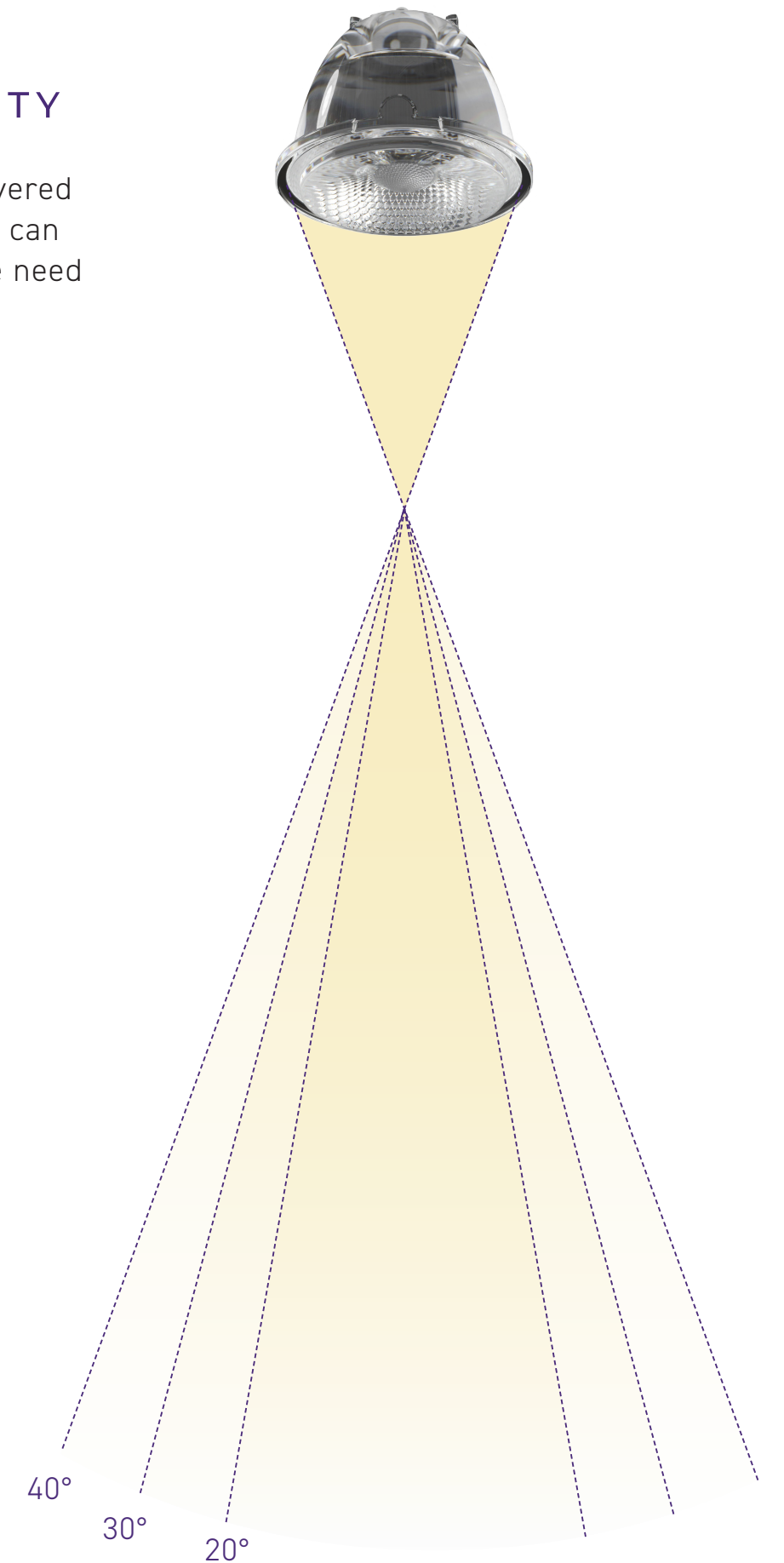
With over 1,000 potential delivered lumens, these tiny downlights can illuminate a space without the need for additional fixtures.

CROSSBEAM INNOVATION

All the 0 and 1 Series variations have beam angle options of 20°, 30°, and 40°.

For maximum visual comfort, the 1 Series features exceptionally low glare with UGR ratings between 2 and 10*.

*90+ CRI, 3,000K CCT WITH 40° OPTIC



1 Series Square Trimless
Conceptual Rendering



Actual Size



LUCIFER
LIGHTING COMPANY

luciferlighting.com

©2024 Lucifer Lighting Company. All rights reserved.