

# TRACK HEAD CTM1 PENDANT

PROJECT NAME:	TYPE:
---------------	-------



Highlight art, objects, places, spaces, seating areas, and architectural details with a classic profile that offers easy-to-adjust, in-field versatility.

## ORDERING INFORMATION - TRACK HEAD




JA8-2022 COMPLIANCE INDICATED BY SHADING

CYLINDER	FIXTURE	LENGTH	RATING	BODY FINISH	BAFFLE FINISH	ADAPTER FINISH	CRI / WATTAGE PACKAGE	CCT	OPTIC (UGR)	DRIVER	MEDIA
<b>CTM1</b>	<b>P</b>		<b>1</b>							<b>CE3</b>	
CTM1 2.60"	P Pendant	<b>LENGTHS</b> <b>XXXB</b> Black Cable <b>XXXW</b> White Cable Specify cable length in whole inches [Max 180] e.g. specify 006B for a 6 inch black cable* Cable is field cuttable.	1 Dry	<b>POWDERCOAT</b> <b>WH</b> White <b>BK</b> Black <b>ALUMINA</b> <b>01</b> Brushed Obsidian <b>02</b> Matte Obsidian <b>03</b> Brushed Dark Patinated Bronze <b>04</b> Matte Dark Patinated Bronze <b>05</b> Brushed Aged Aluminum <b>06</b> Matte Aged Aluminum <b>07</b> Brushed Cast Brass <b>08</b> Matte Cast Brass <b>09</b> Brushed Light Patinated Bronze <b>10</b> Matte Light Patinated Bronze	<b>POWDERCOAT</b> <b>WH</b> White <b>BK</b> Black <b>ALUMINA</b> CONSULT FACTORY FOR ALUMINA FINISHES	<b>WH</b> White <b>BK</b> Black	<b>STATIC WHITE</b> <b>80S11A</b> 80+ CRI, 11 Watts Lumens Delivered - 1095 <b>90S11A</b> 90+ CRI, 11 Watts Lumens Delivered - 941 <b>97S11A</b> 97+ CRI, 11 Watts Lumens Delivered - 826  <b>WARM DIM</b> <b>90W11A</b> 90+ CRI, 11 Watts Incandescent Profile Lumens Delivered - 654 Halogen Profile Lumens Delivered - 658 SEE PAGE 2 FOR WARM DIM PROFILE COMPARISON.	<b>24</b> 2400K* * (90+ CRI only) <b>27</b> 2700K <b>30</b> 3000K <b>35</b> 3500K <b>40</b> 4000K  <b>WL</b> 2600K - 1800K <b>WD</b> 2900K - 1800K	<b>10</b> 10° (>19) <b>15</b> 15° (<14) <b>20</b> 20° (<10) <b>25</b> 25° (<10) <b>40</b> 40° (<10) <b>60</b> 60° (>19)  <b>20</b> 20° (<10) <b>25</b> 25° (<10) <b>40</b> 40° (<10) <b>60</b> 60° (>19)	<b>INTEGRAL</b> <b>CE3</b> Electronic 3% ELV / TRIAC 120V	<b>STANDARD MEDIA</b> <b>4</b> Soft Focus Lens* *(Required for 10° optic)  <b>ALTERNATE MEDIA</b> <b>2</b> Honeycomb Louver* *(Not available for Warm Dim) <b>3</b> Clear Glass Lens* *(Not available for Warm Dim) <b>5</b> Frosted Glass Lens <b>6</b> Frosted Soft Focus Lens <b>7</b> Frosted Linear Spread Lens <b>S</b> Soft Focus Lens w/ Honeycomb Louver <b>F</b> Frosted Glass Lens w/ Honeycomb Louver <b>N</b> No Lens* *(Not available for Warm Dim)

### ALUMINA FINISHES BY LUCIFER LIGHTING™



### POWDERCOAT FINISHES



### PART NUMBER NOTES

- CTM1 ships as e.g., CTM1P048W1WHBK90S11A3040CE34W



**Declare.**

# TRACK HEAD CTM1 PENDANT

## ACCESSORIES

### ALTERNATE MEDIA

- HCL-CT1** Honeycomb Louver
- CGL-CT1** Clear Glass Lens
- SFL-CT1** Soft Focus Lens
- FGL-CT1** Frosted Glass Lens
- FSFL-CT1** Frosted Soft Focus Lens
- FLSL-CT1** Frosted Linear Spread Lens

### REPLACEMENT OPTICS

Interchangeable optics accessible by removing baffle.

#### Static White

- RO-50-15-S** 15° optic
- RO-50-20-S** 20° optic
- RO-50-25-S** 25° optic
- RO-50-40-S** 40° optic
- RO-50-60-S** 60° optic

#### Warm Dim

- RO-50-20-W** 20° optic
- RO-50-25-W** 25° optic
- RO-50-40-W** 40° optic
- RO-50-60-W** 60° optic

## STATIC WHITE PERFORMANCE - 3000K - SOFT FOCUS LENS



JA8-2022 INDICATED BY SHADING

LUMEN PACKAGE	WATTAGE	10° OPTIC		15° OPTIC		20° OPTIC		25° OPTIC		40° OPTIC		60° OPTIC	
		NO SOFT FOCUS LENS		SOFT FOCUS LENS		SOFT FOCUS LENS		SOFT FOCUS LENS		SOFT FOCUS LENS		SOFT FOCUS LENS	
		DELIVERED	LPW	DELIVERED	LPW	DELIVERED	LPW	DELIVERED	LPW	DELIVERED	LPW	DELIVERED	LPW
80S11A	11	454	41	991	90	1093	99	1095	100	1019	93	1145	104
90S11A	11	391	35	851	86	939	95	941	96	875	89	984	100
97S11A	11	337	30	747	68	824	75	826	75	768	70	864	79
90W11AL (2600K-1800K)	11	-	-	-	-	667	60	654	59	605	54	635	58
90W11AD (2900K-1800K)	11	-	-	-	-	661	60	658	59	600	54	640	58

### MEDIA LIGHT LOSS FACTOR

MEDIA	LIGHT LOSS FACTOR
No Lens	1.05
CGL	0.96
SFL	1.00
FGL	0.90
FSFL	0.84
FLSL	0.58
WDL	0.15
HCL	0.71
SFL W/ HCL	0.68
FGL W/ HCL	0.51

### UNIFIED GLARE RATING

10° OPTIC NO LENS	15° OPTIC SOFT FOCUS LENS	20° OPTIC SOFT FOCUS LENS	25° OPTIC SOFT FOCUS LENS	40° OPTIC SOFT FOCUS LENS	60° OPTIC SOFT FOCUS LENS
>19	<16	<10	<10	<10	<16

### OUTPUT MULTIPLIER

CCT	CCT SCALE
2400K	0.85
2700K	0.97
3000K	1.000
3500K	1.03
4000K	1.08

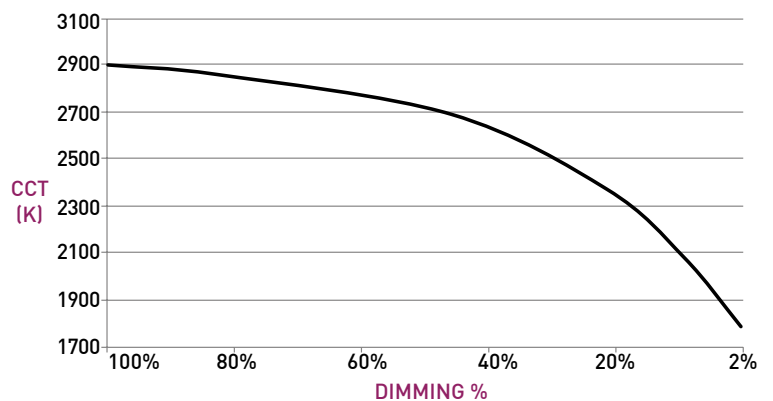
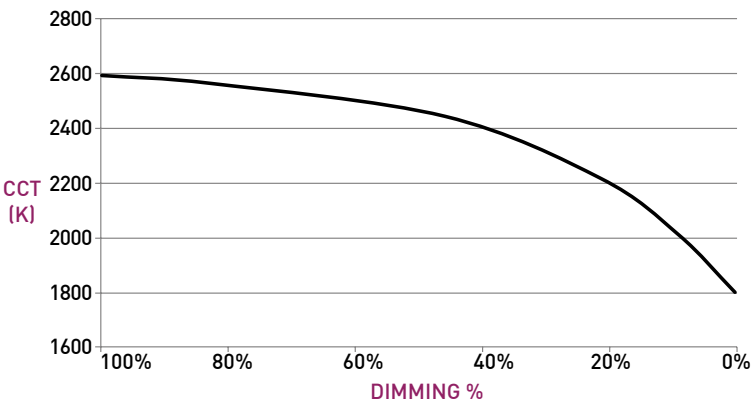
## WARM DIM PERFORMANCE - SOFT FOCUS LENS - 25° OPTIC

### INCANDESCENT DIMMING PROFILE

90W11AL 2600K - 1800K	Full on 100%	Dimmed to 80%	Dimmed to 70%	Dimmed to 50%	Dimmed to 20%	Dimmed to 10%	Dimmed to 2%
CCT (K)	2600	2550	2520	2450	2200	1925	1800
Light Output (Lm)	654	523	457	327	130	65	13
Power (W)	11	8.8	7.7	5.5	2.2	1.1	.22
Efficacy (LPW)	59	59	59	59	59	59	59

### HALOGEN WARM DIM PROFILE

90W11AD 2900K - 1800K	Full on 100%	Dimmed to 80%	Dimmed to 70%	Dimmed to 50%	Dimmed to 20%	Dimmed to 10%	Dimmed to 2%
CCT (K)	2900	2850	2800	2720	2350	1975	1800
Light Output (Lm)	658	526	460	329	131	65	13
Power (W)	11	8.8	7.7	5.5	2.2	1.1	.22
Efficacy (LPW)	59	59	59	59	59	59	59

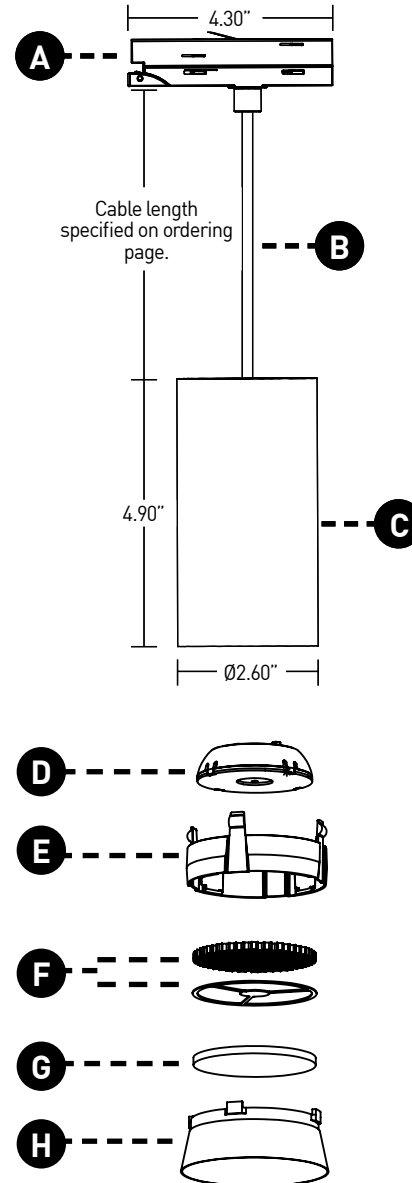


# TRACK HEAD CTM1 PENDANT

## TRACK HEAD

- A TRACK ADAPTER**  
Proprietary asymmetric track adapter; compatible with Lucifer Lighting track only. Available in Black and White finishes to match track systems.
- B CABLE**  
Black and white cables available; up to 180.0" length; cable is field cuttable. Cable will need to be straightened upon completion of installation for optimal aesthetics.
- C BODY**  
Power supply integrated into fixture body. Available in powdercoat and Alumina finishes.
- D OPTICS**  
Robust light engine with optimized optic pairing integrates Reflection, Refraction, and TIR offering 10°, 15°, 20°, 25°, 40° & 60° beams
- E LENS RETAINER**  
Accepts 2 media devices.
- F 10° FIELD REDUCER**  
Included with 10° optic. Reduces field angle by 30%.
- G MEDIA**  
Soft Focus Lens standard. Wet location media sealed in place.
- H BAFFLE**  
Baffle minimizes aperture glare and conceals view into fixture. Powdercoat finishes standard, consult factory for Alumina finishes.

## DIMENSIONS / DRAWINGS



# TRACK HEAD CTM1 PENDANT

## TECHNICAL

### CONSTRUCTION

**Track Head:** Machined aluminum body; painted finishes are granulated powder coat; Alumina finishes are anodized aluminum.

### STATIC WHITE LED

2-step MacAdam ellipse LED module available in 80+, 90+ and 97+ CRI configurations in color temperatures of 2700K, 3000K, 3500K and 4000K. 3-step MacAdam ellipse LED module available in 90+ CRI configuration in color temperature of 2400K. Average rated lamp life of 50,000 hours.

### WARM DIM LED

3-step MacAdam ellipse warm dim LED module available in 90+ CRI configuration. 2900K or 2600K at full brightness, warming to 1800K at full dim. Average rated lamp life of 50,000 hours.

### POWER SUPPLY PERFORMANCE AND DIMMING INFORMATION

Power Supply	CE3
Minimum °C	-20 °C
Maximum °C	40 °C
Dimming %	3.0%

### MOUNTING

Cylinder track head mounts to Lucifer Lighting Company recessed, surface or pendant mount track assemblies, specified separately.

### LISTING

Listed to UL1574 standard for Dry locations. JA8-2022 Title 24 listed. NEMA 410 compliant.

### DECLARE

LBC Red List Approved.

### LIMITED WARRANTY

Manufacturer's Limited Warranty guarantees product(s) listed to be free from defects in material and workmanship under normal use and service for 1-year. LED and power supplies are warranted to operate with 70% of original flux and remain within a range of 3 duv for a period of 5-years. Warranty period begins from the date of shipment by Seller. [Consult website for full warranty terms and conditions.](#)

### CHANGE LOG

- 1.05/12/2023: ADDED LBC RED LIST APPROVED.
- 2.08/08/2023: ADDED NEW LED AND OPTIC SYSTEM.
- 3.02/08/2024: ADDED 2400K AND WARM DIM OFFERINGS.
- 4.03/18/2024: UPDATED 10 DEGREE NARROW BEAM TO UTILIZE FIELD REDUCER.